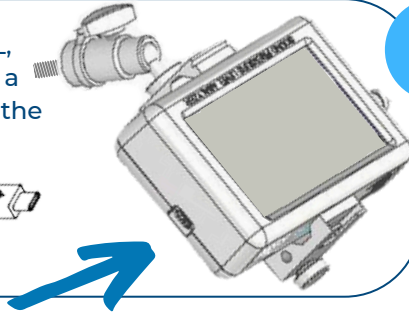
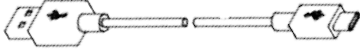


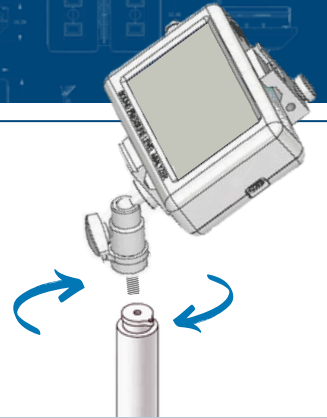
1

To power on the SPL, plug the device into a power source using the USB-C cable.



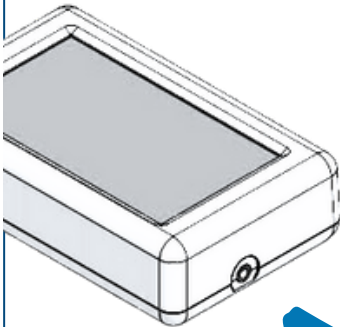
2

Attach the SPL onto the extension pole by screwing it into the handle.




3

Plug the hydrophone cord into the Audio Jack. TIP: Wrap the cord around the pole for ease of use.



4

Double tap the screen to wake up device.



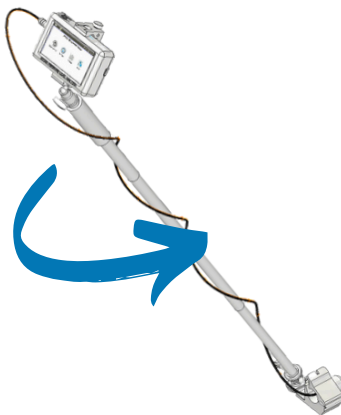
5

Pull the handle down to extend the pole.



6

Twist the extended pole to lock in position.



7

For best results make sure the hydrophone is pointed at the sound source.

